
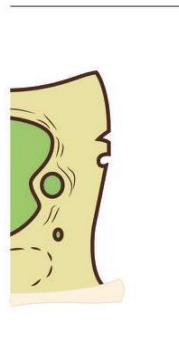







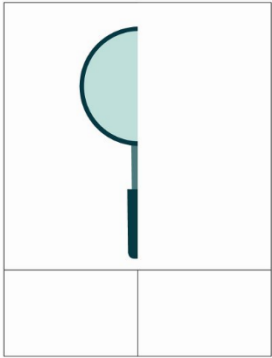
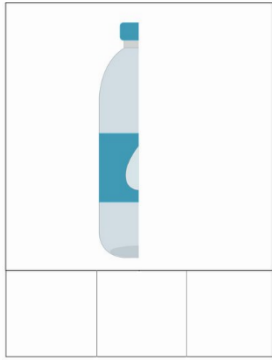





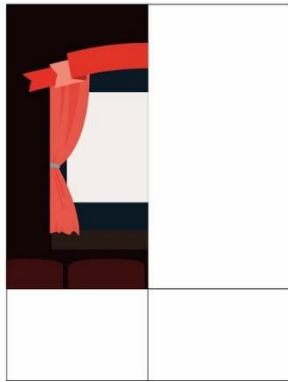
1. Połącz pasujące do siebie części obrazków.
2. Podziel ich nazwy na sylaby.
3. Powiedz na jaką głoskę zaczyna się każdy wyraz.
4. Spróbuj dobrać odpowiednie podpisy.



<b>BU</b>	<b>DA</b>		<b>WA</b>	<b>GA</b>
<b>RY</b>	<b>BA</b>		<b>MA</b>	<b>PA</b>



BU	TEL	KA		PI	ŁA
SO		FA		LU	PA



PLA	ŽA		EK	RAN
ZI	MA		GÓ	RY